

London Psychometric
Laboratory Sample

London Psychometric
Laboratory Sample


Psychometric Laboratory

Team TraitEI Group Sort Report

London Psychometric
Laboratory Sample
Admin Test

Psychometric
Laboratory Sample

London Psycho
Laboratory Sa

Team TraitEI Group Sort Report  John Smith 07 / 05 / 2024

Team 1 Overview 25% Potential for Emotional Conflict

Candidate Dataset

Candidate	Global Trait EI Score
user 2	
user 1	

page 5
© K. V. Petrides 2024. All rights reserved.

London Psychometric
Laboratory Sample

London Psychometric
Laboratory Sample

Psychometric
Laboratory Sample

London Psychometric
Laboratory Sample

London Psycho
Laboratory Sa



CONTENTS

Introduction	London Psychometric Laboratory Sample	3
Dataset Overview & Summary Statistics	London Psychometric Laboratory Sample	4
Optimal Group Compositions		5
Team 1 Overview		6
Team 2 Overview		7
Team 3 Overview		8

Psychometric
Laboratory Sample

London Psychometric
Laboratory Sample

London Psycho
Laboratory Sa

London Psychometric
Laboratory Sample

London Psychometric
Laboratory Sample

Psychometric
Laboratory Sample

London Psychometric
Laboratory Sample

London Psycho
Laboratory Sa



Introduction to Your Group Sort Report

London Psychometric
Laboratory Sample

Thank you for choosing an LPL Ltd. product. This Group-Sort report is designed optimally to allocate a large pool of participants into smaller groups. If your goal is to select the single best subgroup from a larger pool of participants, we recommend the TEIQue Team-Selection report.

The Group-Sort report utilizes the "Potential for Emotional Conflict" index from our standard Team Trait EI reports. This index is expressed as a percentage ranging from 1% to 100%, with higher percentages indicating an increased likelihood of emotional conflicts.

For this application, we calculate the index across all possible team combinations ("n choose k") based on your specifications. Our process minimizes the sum of the index values, ensuring the best possible combination of group compositions for overall emotional harmony.

Example areas of application for this TEIQue report include:

- Assessment
- Brainstorming
- Development
- Innovation
- Networking
- Performance
- Team-building
- Training

Thank you again for your trust in LPL Ltd. We look forward to supporting your organization's growth and success.

Sincerely,
Konstantinos V. Petrides

London Psychometric
Laboratory Sample

London Psychometric
Laboratory Sample

Psychometric
Laboratory Sample

London Psychometric
Laboratory Sample

London Psycho
Laboratory Sa



Dataset Overview

Candidate Dataset
7 Candidates

London Psychometric
Laboratory Sample

[Report groupin](#)

Summary Statistics of Potential for Emotional Conflict Index

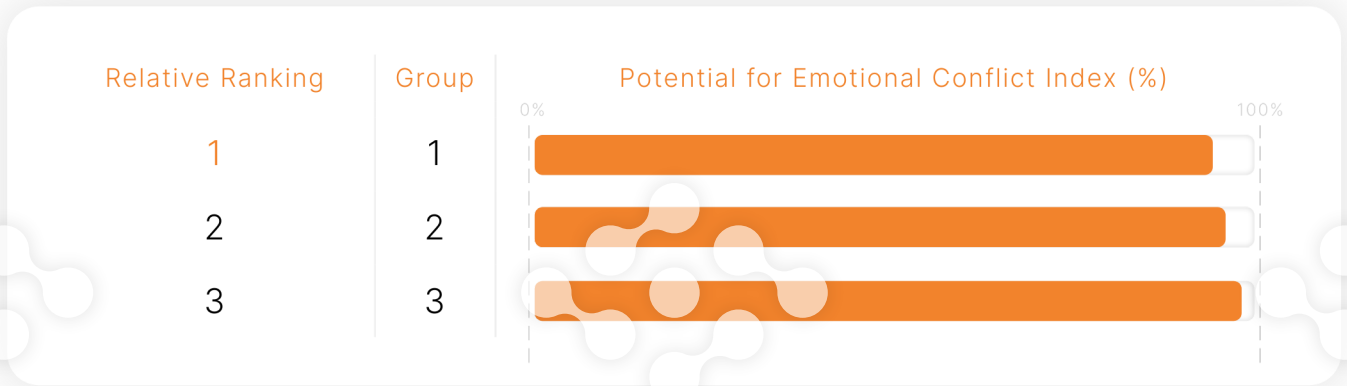
This section provides an overview of the key statistics derived from the optimal group allocations, highlighting the effectiveness of the allocation process.

Statistic	Value
Number of candidates in the dataset	7
Number of groups to be formed	3
Number of participants per group	3
Average Index (%)	96
Standard Deviation (%)	1.98
Minimum Index (%)	94.2
Maximum Index (%)	98.16



Optimal Group Compositions

This section presents the optimal allocation of 7 participants into 3 groups to minimize the Potential for Emotional Conflict index. The table below shows the group assignments along with their respective index values



Psychometric
Laboratory Sample

London Psychometric
Laboratory Sample

London Psycho
Laboratory Sa

London Psychometric
Laboratory Sample

London Psychometric
Laboratory Sample

Psychometric
Laboratory Sample

London Psychometric
Laboratory Sample

London Psycho
Laboratory Sa



Team 1 Overview



Candidate List

Candidate	Global TraitEI Score
George Tsingkas	96%
Joe Smith	9%
Jimmy Jhonson	17%

London Psychometric
Laboratory Sample

London Psychometric
Laboratory Sample

Psychometric
Laboratory Sample

London Psychometric
Laboratory Sample

London Psycho
Laboratory Sa



Team 2 Overview



Candidate List

Candidate	Global TraitEI Score
Maria Green	8%
Wei Bo	5%
Greg Roll	6%

London Psychometric
Laboratory Sample

London Psychometric
Laboratory Sample

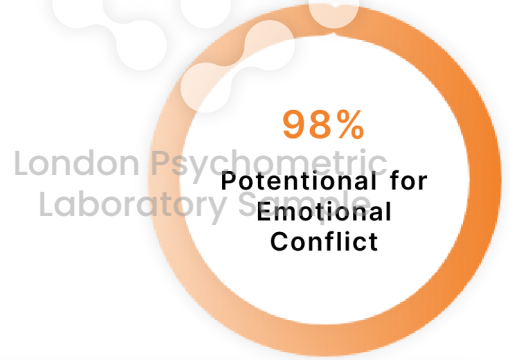
Psychometric
Laboratory Sample

London Psychometric
Laboratory Sample

London Psycho
Laboratory Sa



Team 3 Overview



Candidate List

Candidate	Global TraitEI Score
Jimmy Jhonson	17%
George Tsingkas	96%
Victoria Chen	99%

London Psychometric
Laboratory Sample

London Psychometric
Laboratory Sample


Psychometric
Laboratory Sample

London Psychometric
Laboratory Sample

London Psycho
Laboratory Sa



London Psychometric
Laboratory Sample



London Psychometric
Laboratory Sample

Psychometric Laboratory



Psychometric
Laboratory Sample

London Psychometric
Laboratory Sample

London Psycho
Laboratory Sa

Reflection of your essence



London Psychometric
Laboratory Sample




Understand the
fundamental forces
guiding your
decisions.



Contrast your
present to your
expectations.

London Psychometric
Laboratory Sample



Commit to a path
through deliberate,
mindful action.



Psychometric
Laboratory Sample

London Psychometric
Laboratory Sample

London Psycho
Laboratory Sa